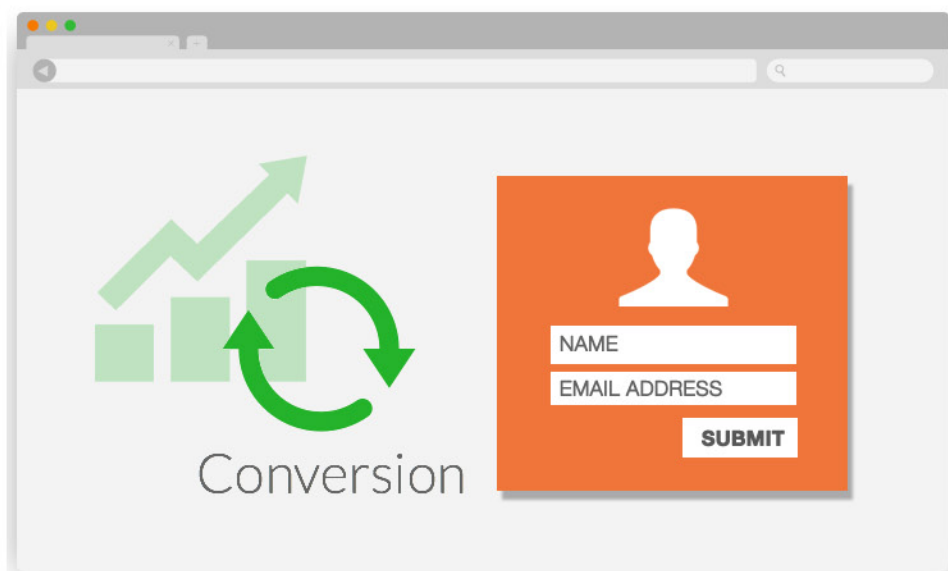


HOW TO MAKE GREAT LANDING PAGES

(WITH CRAZY HIGH CONVERSIONS)



WordStream



GUIDE

HOW TO MAKE GREAT LANDING PAGES

(WITH CRAZY HIGH CONVERSIONS)

Your PPC landing page is the page a visitor arrives at on your website after clicking your ad, whether it's a text ad in the Google search results or a banner ad placed on the display network. Inexperienced marketers often direct all of their PPC traffic to their homepage, but this is a gigantic mistake. Specific landing pages tailored to different offers are essential for providing a quality experience for visitors and driving conversions with a targeted message that matches each user's need.

Still, it's not enough to just check off received best practices. What makes a *great* landing page? How can you make awesome landing pages that boast off-the-chart conversion rates? We'll walk you through what you need to know to make it happen, including:

- Questions to ask before you get started
- The key traits of high-converting landing pages
- 7 examples of awesomely successful landing pages

Let's go!

BEFORE YOU BUILD A LANDING PAGE

Before [creating your landing page](#), first ask yourself...

1. What is the goal? In an ideal world, what would visitors do upon reaching your landing page? Would they buy something? Fill out a form? Sign up for a newsletter? Download an ebook? Toss aside their keyboard, break out a harmonica, and play a sweet blues riff? The first step for any strategy is determining goals. (You have to define conversions before you can [track conversions](#).)

2. Who am I competing against? Really it's three questions: Who am I competing against, how are they succeeding, and how can I copy their success? Imitation is the sincerest form of flattery, so if your competitors are doing something that works, you should go ahead and follow likewise. They'll thank you for it (although that's not a promise...!)

3. Who is my audience? And what are their hopes, dreams, and aspirations? As silly as that sounds, it's true to some degree — the better you understand your audience, the more you can cater to their wants and needs. So get in your audience's head.

4. How did they get to my landing page? Consider changing your message depending on where your users come from — a different message might be appropriate for users who arrived at your landing page coming from Google vs. Twitter or Facebook.



Businesses with more landing pages (30+) generate 7x more leads than those with only a handful.

Businesses with more landing pages ([30+](#)) generate [7x more leads](#) than those with only a handful, so there's no denying their value. Ideally you want a tailored landing page for each ad group, but that's a pretty hefty operation, so start where you can.

Try beginning with one custom landing page per campaign, and add from there for individual ad groups when resources allow.

HOW TO MAKE GREAT LANDING PAGES THAT CONVERT

Now that we've covered the fundamental pre-landing page questions, let's discuss how you can make **awesome** landing pages. Great landing pages...

Are short, sweet, and uncluttered. A landing page should offer all the necessary information, but not so much as to overwhelm (and as a result, drive away) the visitor. Provide the essential info that will interest your audience and nothing more.

Provide high-quality content that inspires confidence. We just discussed how you don't want to information-smother visitors, but this isn't to say you should be cheap with your content — on the contrary, provide rich, useful content, so long as it is relevant. Confident copy inspires trust.

The goal is to funnel visitors down a desired pathway, and if links serve as points of departure from the funnel, they should be used sparingly.

Have all roads lead to Rome. Great landing pages keep careful note of all pathways entering and leaving their page. It's important that you limit exit points (in this case, hyperlinks) leaving your page. The goal is to funnel visitors down a desired pathway, and if links serve as points of departure from the funnel, they should be used sparingly.

Make it easy to convert. The goal is to make it as easy as possible for visitors to convert, providing as little distance and as few barriers as possible between points A and B. The next step should always be obvious. This strategy varies depending on what your desired conversion is. If it's form submissions, make that form a piece of irresistible eye candy. If it's downloads, make a button that is begging to be clicked.

Have a flawless design. Information architecture comes into play here, as it's important for a landing page to have a clear, crisp design that leaves all questions answered without inspiring any new ones. Navigation should be obvious and simple, all required information should be provided, and nothing should come between the visitor and the conversion (aka no pop-ups!) If at all possible, visitors should be able to convert in one click.



Have a clear call to action. Calls to action can be present in the headline text as well as the button text (for example: “buy now” or “download your free marketing guide”). There should be no question as to what next steps are necessary – tell your visitors exactly what you want them to do in big, bold text. For Kajabi, changing their button text from “See Plans and Pricing” to “Get Started Today” increased [conversions by 252%](#)!



Most good landing pages use the main headline to confirm the offer and use a subheading for more explanation or value proposition (aka why your offer is awesome).

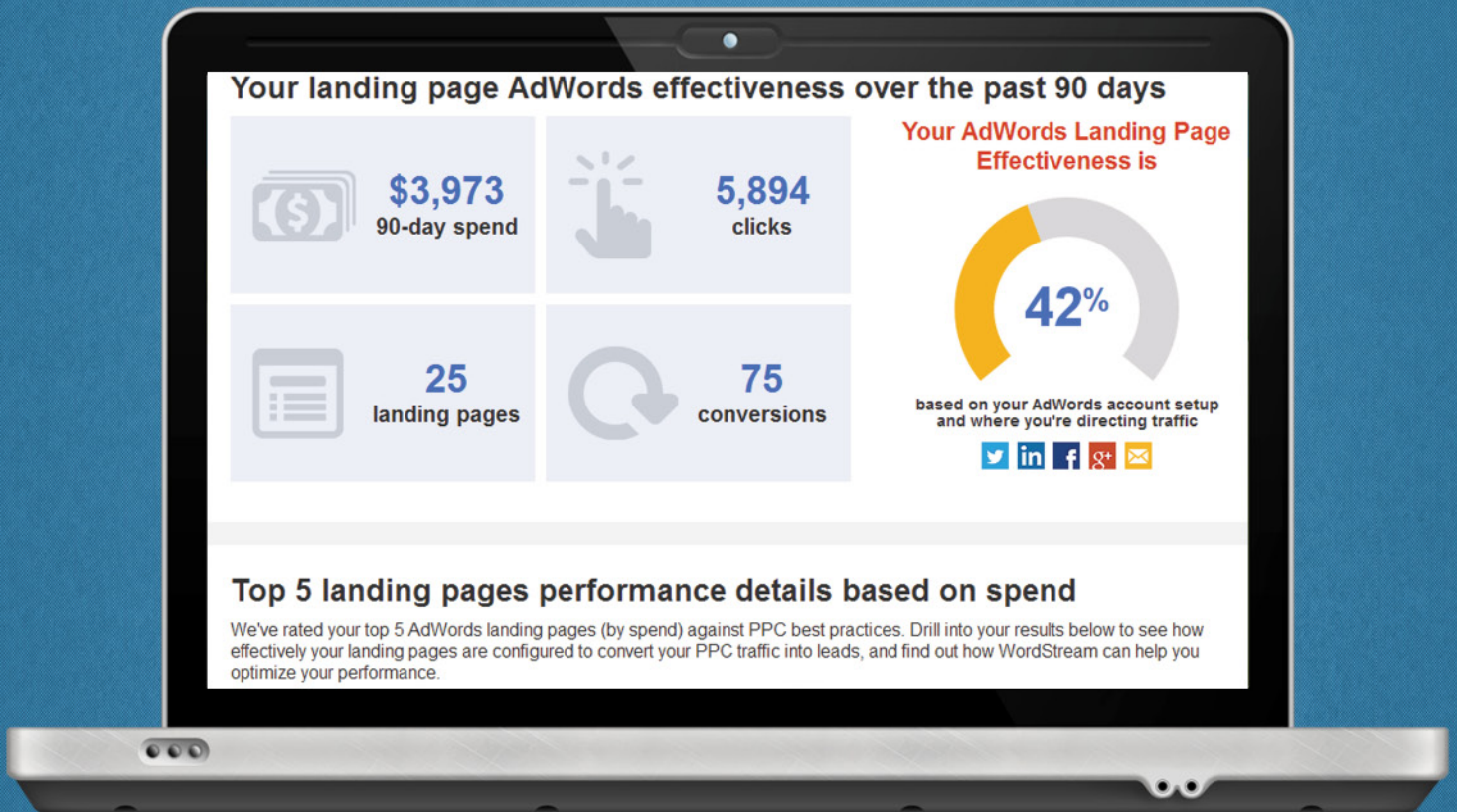
Create eye-catching headlines. Most good landing pages use the main headline to confirm the offer and use a subheading for more explanation or value proposition (aka why your offer is awesome). An example might be, “Free Facebook Marketing E-book” (headline), “Learn how to get more Facebook followers, likes, and engagement from

our marketing gurus” (subheading). You’ll see plenty of great landing page headlines in our examples below, and you’ll see that some invert this so that the value proposition is the headline.

Contain engaging copy. Kiss Metrics suggests [using specific “hypnotic” words](#) to entrance visitors. Using the word “you” makes your copy feel personal to visitors and allows for intimate conversation. The word “imagine” encourages readers to visualize using your product and increases desire. Including the word “because” explains to visitors why they should take a specific action. Try these mind-bending words on your landing page.

What's **Wrong** with Your AdWords Landing Pages?

Find Out What's Wrong & Get Actionable Advice on How to Make Improvements with WordStream's FREE Landing Page Grader!



Get Your Free AdWords Landing Page Report Now >>>

www.wordstream.com/landing-page

The truth is, visitors don't care about your goals or your aspirations. They're only looking out for #1.

Make it about the visitor. Don't bore the visitor by talking too much about yourself (this rule can apply to so many areas of life). The truth is, visitors don't care about your goals or your aspirations. They're only looking out for #1. Showcase *what you can do for them* and how you can improve their life. We are selfish creatures after all.

Have an awesome offer. The easiest way to get conversions is to simply have an offer that is incredible. In other words, don't try to trick people into converting. Make sure your offer is enticing to users and that it is something they actually desire. Then broadcast why your offer rocks and you're good to go.

Are easy to scan at a quick glance. It's absolutely vital that you visitors can capture the essence of your offer with a quick glance. It's estimated that you have about [8 seconds to convince users](#) to stay on your page, so the value proposition needs to be quick and convincing. Make your page easy to scan by highlighting your main point in the headline while using subheadings and bullet points for added info. Use fonts and colors to indicate information hierarchy. Your page visitors are wild, frantic animals looking for a quick meal, so serve it up fast!

Contain relevant, quality images. Bright, eye-catching images make for a more attractive page and a better user experience overall. Consider adding visual cues to clue the visitor in to what they should do next. You can go the obvious route with arrows, or try something more subtle such as making a bright button the focal point of the page.



Look gorgeous and act classy. Looks may not be everything, but they do count for something in landing page design. Why is it that an attractive man can hit it off with a woman using the same line that might dub a less aesthetically pleasing guy a “creeper”? The truth is that, despite what we teach children, appearance alters perception. Your landing page should not come off as creepy.

Match the corresponding ad text. Great landing pages use the same keywords from the PPC ad text — the connection should be obvious and the continuity reassures visitors that they're on the right path. Don't send someone to a page about

camping tents if your ad was about sleeping bags. And don't send them to a generic page and make them search for the product they were looking for.

Great landing pages use the same keywords from the PPC ad text – the connection should be obvious and the continuity reassures visitors that they're on the right path.

providing their name and email address, asking for info about phone numbers and date of birth can cause your drop off rate to skyrocket to 50%. The rule of thumb is not to include more than seven fields in your lead gen form.



Does this look like a painting by someone who is loving life?

Adding share buttons increases your chances of getting your content shared across the social space, and great landing pages make generous use of these buttons.

you page, since users will be more likely to share your great offer with others after they've signed up themselves. As an added bonus, showing your "likes" and follows can also serve as a word-of-mouth endorsement.

Only ask for the information they need. The more fields you ask visitors to fill out in your form, the less chance you have of them completing your offer. If your conversion requires a form, get the bare minimum of what you need — you can always ask for more info on the thank-you page once the deed is done. While most users don't have a problem

Use color to their advantage. Any Intro to Art student can explain the power of color in swaying human perception. Picasso didn't go through a blue phase because he was such a happy-go-lucky guy.

Interior design books will often suggest different colors for various rooms and moods — energizing red for a dining room to inspire dynamic conversation, yellow for a cheerful, relaxed kitchen. This same color theory should be implemented into your site design. Many marketers claim that certain button colors like green or red increase landing page conversions, but ultimately you want to focus on the contrast of the button color in relation to your background color. Paul Olyslager has a nice [guide on CTA buttons](#) worth checking out. Test various colors, placements, and sizes to see what works!

Have clickable share buttons. Many people are more than happy to post about a recent purchase or share a resource they have found helpful. Adding share buttons increases your chances of getting your content shared across the social space, and great landing pages make generous use of these buttons. It's also smart to add social buttons to the thank-



Show raving testimonials. Word-of-mouth has been and always will be a driving force of success. Virtual word-of-mouth comes in the form of Likes, +1s, and online testimonials (preferably from trusted sources like big brand names). If your business has received some shining compliments in the past, be sure to showcase them.

Are mobile-friendly. Having a site that plays nice with mobile devices can [double your conversions](#). If you want to learn more, check out our [guide to creating mobile-friendly websites](#).

The thank-you page is a great way to guide visitors to other related material on your website that they may be interested in.

Follow-up with a thank-you page. The thank-you page is a great way to guide visitors to other related material on your website that they may be interested in. Providing this added info in the initial landing page would have been distracting and could have led visitors away from making a conversion. However,

now that you've sealed the deal, the thank-you page is the perfect place to suggest related products, guides and information your audience may find helpful, or links to other parts of your site, such as your company blog. This can even nurture your lead a little farther down the funnel.



Broadcast their trust signals. Trust signals, like logos of well-known companies you've done business with, awards you've won, and associations you are a member of, build trust in the mind of the visitor. A great landing page puts its best foot forward to comfort and reassure visitors so they can convert with confidence.



Are fast as Ferraris. Speed is essential, as loading times have a tremendous effect on bounce rates. An excellent landing page is built like a bullet, so get out your stop watch and get your landing page moving at a healthy clip. [Reduce load times](#) by not making your images files any larger than they have to be, using cache tools and a speedy web host (some are a lot faster than other).

Have been through many rounds of A/B testing. Testing and correction is how we learn and better ourselves. [A/B testing](#) your landing page (tweaking individual elements and seeing how they perform against the previous setup) is probably the most powerful tool in creating excellent landing pages. Not sure where to start? Signal vs. Noise provides a [nice example of good A/B testing](#) that's an easy read. There are always things you can do to improve, so don't ever stop testing!

Treat visitors like wild animals. It sounds crazy but it's true — your page visitors are frantic creatures looking for a quick and easy meal. The key is to make your page easily scannable with your main point in your headline while using subheadings, bullet points, and various fonts and colors to indicate information hierarchy.

Have conversion tracking turned on. At WordStream we talk a lot about the importance of conversion tracking, and it's one of the best practices we advocate in our new Landing Page Grader. Make sure you are properly set up to track how your pages are performing. Otherwise you'll be spending money in the dark.

Is Your Landing Page Awesome or Not?
Find out now with the FREE AdWords Landing Page Grader

7 EXAMPLES OF AWESOME LANDING PAGES

Here are some examples of great landing pages to better illustrate what makes a successful landing page that drives conversions.




Short Stack helps companies organize and manage Facebook promotions and other custom Facebook content. Let's see what looks good here.

- Colors are bright and work well together
- This page is clean and uncluttered with minimal text, while still explaining the value proposition.
- Contains clickable video for a longer explanation of Short Stack.



Gift Rocket is another site with a strong landing page. What is Gift Rocket doing right?

- Strong graphic element grabs attention.
- Header explains, in a few short words, what Gift Rocket is all about.
- Smaller bulleted information pieces below header can be easily scanned.
- Button CTA is clear and easy to click.
- Social buttons are present.
- More information can be found by scrolling below the fold.
- Trust signals and testimonials below the fold, as shown below.



KISSmetrics

6 Budget-Friendly Tools For Every Modern Marketer.

A free cheat-sheet from the team that's followed by 100,000+ people on Twitter.

What's Inside This Bundle?

1. A hand-picked collection of six marketing tools that helped our company grow in 2012.
2. Explanations of how marketers can use these tools in everyday tasks.
3. Entry-level pricing for each tool, explained.

Don't Miss Out!

Fill out the form below to grab this cheat-sheet before it disappears.

Email *

Your e-mail is safe with us. We don't spam. [E-MAIL THIS TO ME](#)

KISSmetrics
KISSMETRICS.COM

Google Analytics Tells You What Happened. KISSmetrics Tells You Who Did It.

Trusted By Some Of The Godfathers Of The Modern Internet.

AOL (mt) olark foursquare Recurly usabilla
intel anymeeting VOTIZEN PunchTab intuit Adobe
We PAY Microsoft Groupon onswipe eBay Zaarly

[Terms of Use](#) [Privacy Policy](#)

Kiss Metrics has a custom landing page for visitors interested in their marketing tools bundle. What's working here?

- Clear heading that explains offer and value proposition.
- Minimalist form only asking for email address.
- Colorful bright button.
- A host of trust signals.



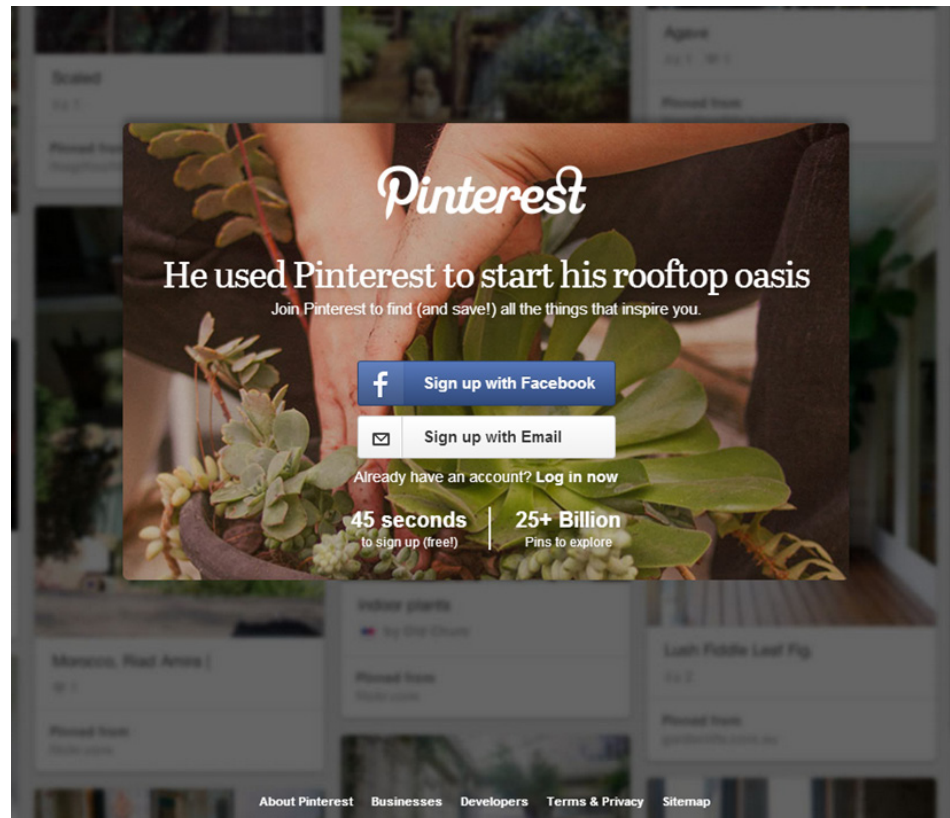
Social Sprout (featured in our [guide to social media management tools](#)) is another example of a powerful landing page. It has a few elements that are really working in its favor, such as:

- Strong heading that explains what Social Sprout is, with no nonsense.
- Visually attractive design that highlights the aesthetics present within the software itself via screenshots.
- Testimonials present in the bottom green bar.
- Green trial button is centered and dominates the page, with an enticing CTA and a “no credit card required” note below the button for added encouragement.



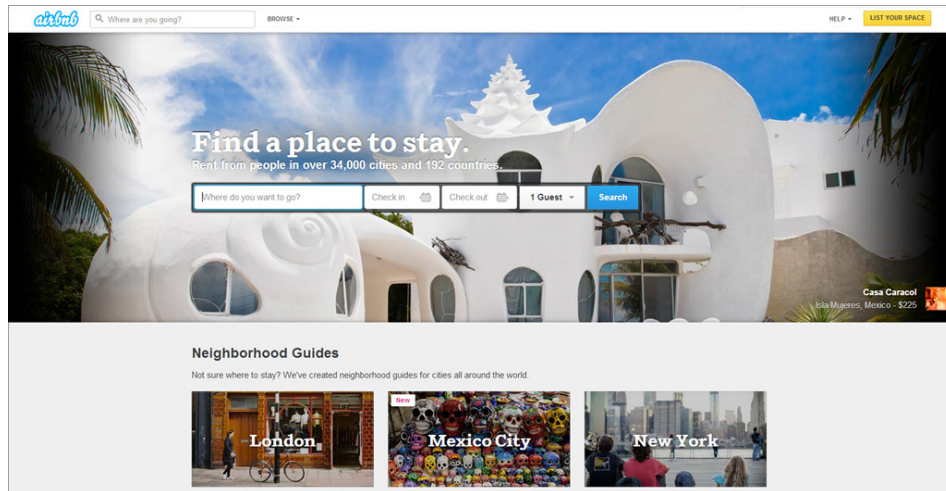
With software similar to Social Sprout, HootSuite is another website that has a strong landing page, although it takes a different approach. It works well because it:

- Promotes the ability to log in to HootSuite with other trusted networks, which means that visitors won't have to fill out as many form fields, as most info is provided by logging in.
- Highlights that the software is free to get started with.
- It has trust signals and testimonials that are very obvious and noticeable.



Pinterest's approach is different in that they don't spend much time explaining what Pinterest is, since they can assume most people have already heard of them. Instead, a different example of Pinterest's value is shown with each visit to the site, with a broader explanation of Pinterest (find and save all the things that inspire you) that sits below the main headline. What is Pinterest doing right here?

- Easy to get started — just click one of two buttons.
- Pinterest highlights how easy it is to sign up, saying that it takes only 45 seconds.
- Uses user base as a trust factor. Any site with 25+ billion pieces of user-generated content must be doing something right!



Airbnb makes it easy to rent homes or rooms from people all over the world amidst an increasingly share-oriented economy. What looks good here?

- Alluring photos that immediately get visitors excited about the prospect of traveling
- Short, simple form inputs that let visitors immediately discover places to stay
- This page doesn't have a lot going on besides the destination/check-in search function, so visitors won't get lost or overwhelmed

IS YOUR LANDING PAGE THIS GOOD?

Feeling like your own PPC landing pages don't quite measure up to these examples? Use the AdWords Landing Page Grader to analyze your current performance and pinpoint areas where you can improve your pages and increase conversion rates.

ABOUT WORDSTREAM

[WordStream Inc.](#) provides search marketing software and services to small and medium-sized businesses that want better results from paid search. WordStream's easy-to-use PPC Advisor software facilitates more effective PPC campaigns by providing a customized workflow, the 20-Minute PPC Work Week, to help advertisers increase relevance across Google, Bing, and Yahoo and get expert-level results in a fraction of the time. Whether you're new to search marketing or are an experienced PPC manager, WordStream's PPC management software and services can provide the boost you need to grow your business and drive better results.